

# KENT COUNTY MIDDLE SCHOOL LOCATION RECOMMENDATION

September 11, 2023





# OPTIONS OVERVIEW

## OPTION 1

RENOVATIONS /  
ADDITIONS TO  
EXISTING SCHOOL

Total Area:  
+/- 87,785 gsf

Construction Cost  
Subtotal:  
**\$49.8 M**



## OPTION 2

REPLACEMENT  
MIDDLE SCHOOL AT  
CHESTERTOWN SITE

Total Area:  
+/- 88,250 gsf

Construction Cost  
Subtotal:  
**\$55.8 M**



## OPTION 3

REPLACEMENT  
MIDDLE SCHOOL AT  
ALTERNATIVE SITE

Total Area:  
+/- 88,250 gsf

Construction Cost  
Subtotal:  
**\$61.3M\***



## OPTION 4

REPLACEMENT  
MIDDLE SCHOOL AT  
WORTON SITE

Total Area:  
+/- 88,250 gsf

Construction Cost  
Subtotal:  
**\$54.5 M \*\***



## OPTION 5

REPLACEMENT AS  
ATTACHMENT TO  
KENT CO HS

Total Area (Additions):  
+/- 72,900 gsf

Construction Cost  
Subtotal:  
**\$50.5 M**



\* Add \$1 M site acquisition cost. Option 3 total: \$62.3 M

\*\* Includes full kitchen

# OPTIONS OVERVIEW – Reduced per Board actions

## OPTION 1

RENOVATIONS /  
ADDITIONS TO  
EXISTING SCHOOL

Total Area:  
+/- 87,785 gsf

Construction Cost  
Subtotal:  
**\$49.8 M**



## OPTION 2

REPLACEMENT  
MIDDLE SCHOOL AT  
CHESTERTOWN SITE

Total Area:  
+/- 88,250 gsf

Construction Cost  
Subtotal:  
**\$55.8 M**



## OPTION 3

REPLACEMENT  
MIDDLE SCHOOL AT  
ALTERNATIVE SITE

Total Area:  
+/- 88,250 gsf

Construction Cost  
Subtotal:  
**\$61.3M\***

?

## OPTION 4

REPLACEMENT  
MIDDLE SCHOOL AT  
WORTON SITE

Total Area:  
+/- 88,250 gsf

Construction Cost  
Subtotal:  
**\$54.5 M \*\***



## OPTION 5

REPLACEMENT AS  
ATTACHMENT TO  
KENT CO HS

Total Area (Additions):  
+/- 72,900 gsf

Construction Cost  
Subtotal:  
**\$50.5 M**



\* Add \$1 M site acquisition cost. Option 3 total: \$62.3 M

\*\* Includes full kitchen

From CRA Feasibility Study



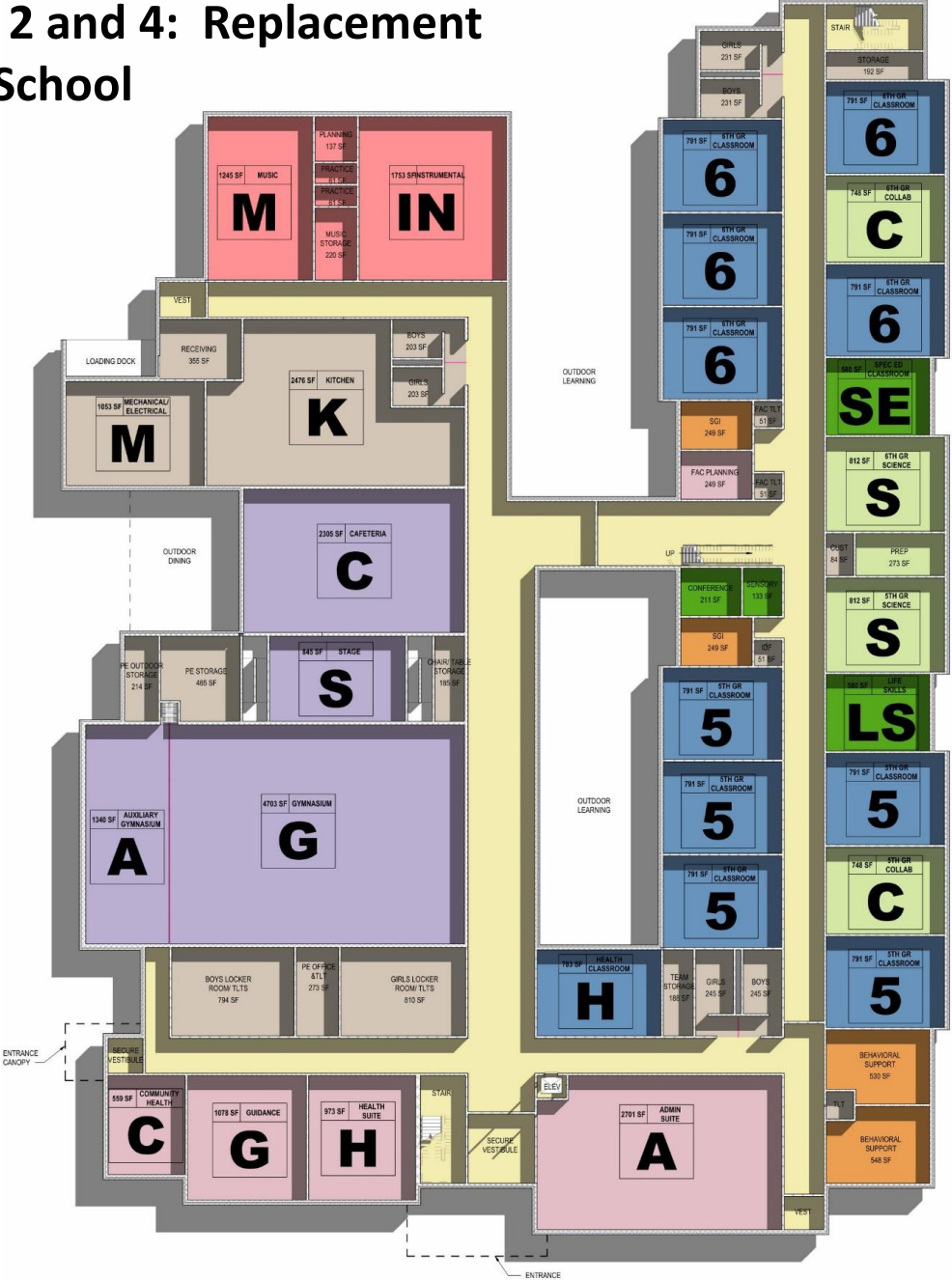
## Option 2: Replacement Middle School at Chestertown Site



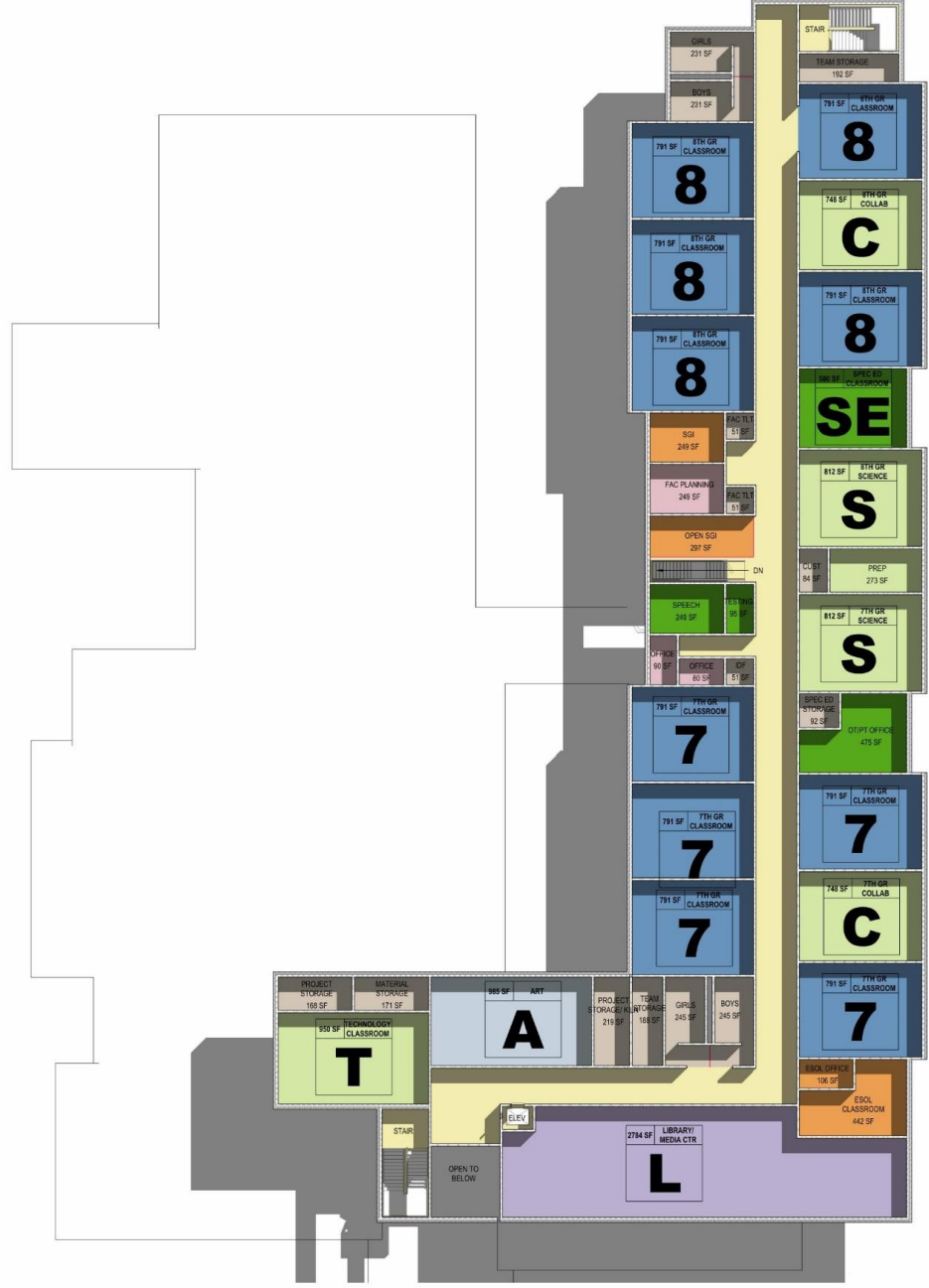
## Option 4: Replacement Middle School at Worton Site



# Options 2 and 4: Replacement Middle School



FIRST FLOOR PLAN



SECOND FLOOR PLAN



# Kent County Middle School: Survey Results

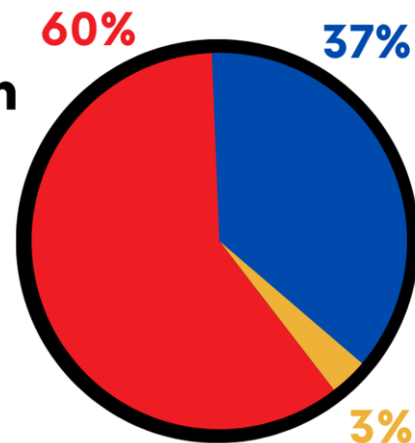
Which of the two options for a new middle school under consideration by the Kent County Board of Education do you prefer?

141 responses

● **Worton**

● **Chestertown**

● **No Strong  
Opinion on  
Location**



- A new building on the current Chestertown campus.
- A new building on the Worton campus, separate from Kent County High School.

Survey Results as of September 1, 2023

# Kent County Middle School: Site Comparison

## Option 2: Chestertown Site



### Pro

- Access to Chestertown resources: Sultana, Library, WAC, other
- Separate middle school identity
- P.E.: No sharing of fields, tennis courts
- Safety: walkable, sidewalks, low traffic speed
- Supports existing community
- May attract families with walkers

### Con

- Small site – 15 acres
- Loss of specialist time between sites
- Reduced interaction between MS & HS school: student mentoring, teacher cooperation
- Possible congestion on city streets

## Option 4: Worton Site



### Pro

- Possible middle school exposure to/participation in high school programs, extracurricular activities
- Efficient coordination among teachers, teaching specialists
- Easier for families with students in MS & HS

### Con

- Blocks future expansion of high school
- Safety: Not walkable for nearby students
- P.E. & Athletics:
  - Distance from facilities (loss of instructional time)
  - High school has priority

# Kent County Middle School: Site Comparison

## Option 2: Chestertown Site



## Option 4: Worton Site



## ***Conclusion:***

- **There are multiple advantages and disadvantages to both site locations**
- **The decision is not simple or unambiguous**

**Points to the need for an objective decision process**



# Kent County Middle School

## Site Location Meeting

September 6, 2023

***Participation:*** 21 Administrators, Principals, Core instructors, Physical Education, Consultant

LOCATIONAL FACTOR
ACADEMIC – Students
Core Academics
Non-Core Activities
Student Support
ACADEMIC - Faculty
PHYSICAL EDUCATION
SOCIAL AND EMOTIONAL DEVELOPMENT
COMMUNITY
OTHER
Facility & Facility Operations
General Perceptions

- Step 1:** Assign a Weight to each Locational Factor:  
*How important is the factor?*
- Step 2:** For each site, assign a Rating to each Location Factor:  
*Is the impact of the site on the factor positive or negative?*
- Step 3:** Compare scores:  
*Does one site have comparative advantages over the other?*

**The benefit to students was the guiding consideration**

# Kent County Middle School Site Location Meeting

**Step 1: Assign a Weight to each  
Locational Factor:  
*How important is the factor?***

<b>Weight: Relative Importance</b>	<b>Weight</b>
Extremely low importance	1
Low importance	2
Neutral	3
High importance	4
Extremely high importance	5
<b>LOCATIONAL FACTOR</b>	<b>WEIGHT</b>
<b>ACADEMIC – Students</b>	
Core Academics	5
Non-Core Activities	4
Student Support	5
<b>ACADEMIC - Faculty</b>	2
<b>PHYSICAL EDUCATION</b>	5
<b>SOCIAL AND EMOTIONAL DEVELOPMENT</b>	4
<b>COMMUNITY</b>	2
<b>OTHER</b>	
Facility & Facility Operations	3
General Perceptions	



# Kent County Middle School Site Location Meeting

**Step 2: For each site, assign a Rating to each Location Factor:**  
*Is the impact of the site on the factor positive or negative?*

Rating - Site has a:	
Very negative influence	-4
A negative influence	-2
No influence, or balanced influence	0
A positive influence	2
Very positive influence	4

CHESTERTOWN SITE	WEIGHT	RATING	SCORE
<b>ACADEMIC – Students</b>			
Core Academics	5	4	20
Non-Core Activities	4	4	16
Student Support	5	4	20
ACADEMIC - Faculty	2	0	0
PHYSICAL EDUCATION	5	4	20
SOCIAL AND EMOTIONAL DEVELOPMENT	4	4	16
COMMUNITY	2	0	0
<b>OTHER</b>			
Facility & Facility Operations	3	3	9
General Perceptions	0		0
			<b>101</b>

WORTON SITE	WEIGHT	RATING	SCORE
<b>ACADEMIC – Students</b>			
Core Academics	5	2	10
Non-Core Activities	4	4	16
Student Support	5	3	15
ACADEMIC - Faculty	2	0	0
PHYSICAL EDUCATION	5	-4	-20
SOCIAL AND EMOTIONAL DEVELOPMENT	4	0	0
COMMUNITY	2	0	0
<b>OTHER</b>			
Facility & Facility Operations	3	-2	-6
General Perceptions	0		0
	<b>TOTAL:</b>		<b>15</b>

# Kent County Middle School Site Location Meeting

**Step 3: Compare scores:**  
*Does one site have comparative advantages over the other?*

LOCATIONAL FACTOR	WEIGHT
<b>ACADEMIC – Students</b>	
Core Academics	5
Non-Core Activities	4
Student Support	5
<b>ACADEMIC - Faculty</b>	2
<b>PHYSICAL EDUCATION</b>	5
<b>SOCIAL AND EMOTIONAL DEVELOPMENT</b>	4
<b>COMMUNITY</b>	2
<b>OTHER</b>	
Facility & Facility Operations	3
General Perceptions	

Rating - Site has a:	
Very negative influence	-4
A negative influence	-2
No influence, or balanced influence	0
A positive influence	2
Very positive influence	4

LOCATIONAL FACTOR	CHESTERTOWN	WORTON
<b>ACADEMIC – Students</b>		
Core Academics	20	10
Non-Core Activities	16	16
Student Support	20	15
<b>ACADEMIC - Faculty</b>	0	0
<b>PHYSICAL EDUCATION</b>	20	-20
<b>SOCIAL AND EMOTIONAL DEVELOPMENT</b>	16	0
<b>COMMUNITY</b>	0	0
<b>OTHER</b>		
Facility & Facility Operations	9	-6
General Perceptions	0	0
<b>TOTAL</b>	<b>101</b>	<b>15</b>



# Kent County Middle School

## Site Location Meeting

September 6, 2023

### ***Results:***

- Chestertown site is more favorable for *core education, student support, physical education, SEL*
- Chestertown is more favorable for *student safety and security*
- The two locations are indifferent re: *teacher performance and satisfaction*
- The two locations weigh equally re: *non-core opportunities (extracurricular, recreation, enrichment)*